

List:

1. Issuing of OBU (chargeable – PRE-PAY)
2. Returning of OBU (chargeable – PRE-PAY)
3. Replacement of OBU
(nonfunctioning for functioning)
4. Issuing of preregistered OBU
(to the negotiated contract POST-PAY)
5. Paying off the toll
6. Statement of the last 20 transactions
7. Statement of toll paid
in the preceding concluded calendar month
8. Substitution of OBU
(lost or stolen)
9. Charging the OBU
10. Handing over a found OBU

Frequent terms:

01	OBU (on board unit)	Date
02	Number	Signature
03	Customer line	Deposit
04	Vehicle record	Credit
05	Record slip	Cash
06	Fill out	Payment / fuel card
07	License plate	Claim
08	State	Claim form
09	Maximum allowed gross weight	Telephone
10	Basic number of axles (of the truck without the trailer)	Service point
11	Emission class	Distribution point
12	Vehicle operator	Contact point
13	Vehicle owner	Document about the forfeiture of the deposit
14	Certificate of registration	Forfeited deposit
15	First and last name	Return
16	Drivers license	Amount





Ředitelství silnic a dálnic ČR, IČ 65993390

MYTO CZ, P.O.Box 33, 130 11 Praha 3, Czech Republic - tel: 800 6986 29, +420 272 6986 29 - email: info@mytocz.cz

Evidencia pojazdu w trybie przedpłaty | A gépjármű nyilvántartása pre-pay Transporto priemonės registracija | Регистрация на превозните средства



ŘEDITELSTVÍ SILNIC A DÁLNIC ČR

numer rejestracyjny — rendszám registr ženklas — регистрчен номер		zero* proszę pisać 0 — a „nullát” írja mint 0 — „null” rašykite 0 — „нулата” пишете с 0		państwo — állam šalis — държава		 autobus — busz autobusas — автобус	
najwyższa dopuszczalna masa całkowita maximálisan megengedett össztömeg maksimalus leidžiamas svoris максим. допустима товарна маса		podstawowa liczba osi tengelyek száma (vontatón) паматніс асіų кіекіс број на осите		emisja spalin köznyezetvédelmi besorolás emisijos klasė вид емисия		*) <u>musi wykazać</u>) <u>bizonyítani kell</u>) <u>būtina įrodyti</u>) ако се докаже	
(F.2) 3 501 — 7 500 kg <input type="checkbox"/> 7 501 — 11 999 kg <input type="checkbox"/> 12 000 + kg <input type="checkbox"/>		(L.)  2 <input type="checkbox"/>  3 <input type="checkbox"/>  4+ <input type="checkbox"/>		(V.9) EURO 0 <input type="checkbox"/> EURO III <input type="checkbox"/> EURO I <input type="checkbox"/> EURO IV <input type="checkbox"/> EURO II <input type="checkbox"/> EURO V <input type="checkbox"/>		data 1-szej rejestracji pojazdu w UE a jármű 1. nyilvántartásba időpontja az EU priemonės 1. registracijos data ES датата на 1-ата регистрация в ЕС	

użytkownik pojazdu — jármű üzemeltetője priemonės naudotojas — ползвател		(C.1) _____		stát — country Staat — страна	
właściciel pojazdu — jármű tulajdonosa **) priemonės savininkas — собственик (**)		(C.2) _____		stát — country Staat — страна	

**) o ile się różni — ha eltérő — jeigu yra skirtingi — ако е различно



Użytkownik pojazdu potwierdził, że dane są ważne i prawdziwe, i jest zobowiązany dotrzymać Warunki omówy — A jármű üzemeltetője megerősíti, hogy az adatok hitelesek és a valóságnak, és leköteli magát hogy betartja az érvényes Szerződési feltételeket — Transporto priemonės patvirtina, kad informacija yra išsami ir teisinga, ir naudotojas privalo laikytis galiojančių Bendrijų sąlygų — Собственика на превозното средство потвърждава, че информацията е пълна и вярна, и се задължава да спазва Договора условия

numer dowodu rejestracyjnego — forgalmi engedély (száma) patvirtinimas dėl registracijos — удостоверение за регистрация	<input type="text"/>
imię i nazwisko — keresztnév és vezetéknév vardas ir pavardė — име и фамилия	<input type="text"/>
prawo jazdy — vezetési igazolvány vairuotojo pažimėjimas — шофьорска книжка	<input type="text"/>
data i podpis — keltezés és aláírás data ir parašas — дата и подпис	<input type="text"/>

Dane służą do potrzeb systemu elektronicznego myta wg §22b ustawy 13/1997
Az adatok a 13/1997 törvénytől 22b § elrendelése alapján az elektronikus útdíj üzemeltetéséhez szolgáltatnak
Duomenys naudojami elektroninės kelių mokesčio sistemos aptarnavimui pagal Įstatymą Nr. 13/1997 §22b
Данните служат за използване на системата за въвеждане на електронически митни такси според §22b закона 13/1997

Ředitelství silnic a dálnic ČR,
Na Pankráci 56, 145 05 Praha 4,
zříz. MDS ČR č. rozh. 12164/96 KM z 4.12.1996
evidence prepay 121-06-plhultbg

BASIC NUMBER OF AXLES this means only the axles on the motor vehicle (truck)

- but including all the lift, double, triple axles etc.
- the actual number of axles of the of the combination of vehicles including the trailer is selected by a button on the OBU before driving

you must furnish proof of the emission class EURO III and greater

enter whether the owner is for example a rental company, another transport company or a leasing company, otherwise leave it blank

1. ISSUING OF OBU (chargeable – PRE-PAY)

Prepare the following:

- **vehicle registration certificate** (small certificate of road worthiness)
- **filled out vehicle record form** (sample on the other side)
- **money or a payment card or fuel card**
 - paid only in CZK
 - returnable deposit 1 550 CZK
 - credit (prepaid toll)
 - in cash (min. 500 CZK, total max. 5 000 CZK)
 - with card (min. 500 CZK, total max. 15 000 CZK)

You will receive:

- **OBU unit**
 - install it and use it **according to the manual (!)**
- **document about the payment of the deposit**
- **document about the charging up of credit**
- **document about the vehicle record**

CHECK THE CORRECTNESS OF DATA — STORE THE DOCUMENT

Questions / requirements:

- (A) I want to charge up credit.
- (B) How to set the amount of axles?
- (B) Which card can I pay with?
 - Show me the vehicle's road worthiness certificate. (A)
 - Show me the driver's license. (B)
 - What is your vehicle's emission class EURO? (C)
 - What is your vehicle's maximum allowable weight? (D)
 - How many axles does the truck part of your vehicle have by itself? (E)
 - Who is the vehicle owner? You, the transport company, or the leasing comp? (F)
 - Will you be paying in cash or with card? (G)
 - You can pay in cash only with Czech crowns. (H)
 - It is not possible to use this card to pay toll. (I)
 - Deposit for the OBU will be returned to you, if you return it undamaged. (J)
 - I can only sell you the charging OBU. The OBU on invoice is only with the contract, which must be arranged at the Contact point. (K)

2. RETURNING OF OBU (chargeable – PRE-PAY)

Prepare the following:

— **OBU unit, which you would like to return**

- OBU unit must be undamaged and clean.
- the operator can not return to you the deposit of 1 550 CZK for the OBU unit, which is damaged, dirty, written on, broken off, scratched or otherwise depreciated (damaged bar code)
- before returning the OBU unit there must be paid up all of the unpaid toll sections, which you have discovered during your drive (point 5)
- at the Distribution point you can only return the OBU charging (PRE-PAY) The OBU unit for payment upon invoice (POST-PAY) must be returned only at the Contact point

— **vehicle registration certificate (small certificate of road worthiness)**

- if you do not have the vehicle's road worthiness certificate (it is sold or canceled), you must present information, under which the vehicle is registered (passport, citizenship certificate or a verified statement from the transportation company's Trade Register)
- the operator must not return to you the deposit of 1 550 CZK, or the remaining credit, if you do not present the stated document, in order for it to be clear that the OBU unit is yours

You will receive:

— **document for the deposit for the OBU unit**

- if you paid the deposit for the OBU unit with a card, the 1 550 CZK will be remitted onto the account (the operator will give you only a document, not cash – on the document there is stated "CARD")

— **document for the credit remaining on the OBU unit**

- if you paid the credit on the OBU unit with a card, the remaining amount will be remitted to your account (the operator will give you only a document, not cash – on the document there is stated "CARD" and the amount of the remaining credit in CZK)

— **document about returning the unit**

— **forfeiture of the deposit receipt**

- In case of returning damaged or dirty OBU unit

CLAIM

The deposit for damaged or dirty unit won't be returned. If you disagree, you can submit a reclamation. Ask the personnel for reclamation form. Please fill this form, sign it and attach the deposit forfeiture certificate. Personnel will write this reclamation in the system and print you confirmation note.

2. RETURNING OF OBU (chargeable – PRE-PAY)

Questions / requirements:

(A) I want to return the OBU unit, I will not be needing it anymore.

(B) OBU unit has to be clean and intact, otherwise the deposit will forfeit.

Are all your toll sections paid up? (A)

OBU unit is clean and undamaged, the deposit 1.550 CZK will be returned to you! (B)

The deposit for OBU unit has been paid by card. The deposit will be returned by transfer to your bank account. (C)

Credit (pre-paid toll) on the OBU unit has been paid by card. The deposit will be returned by transfer to your bank account. (D)

OBU unit is damaged, it is not possible to return a deposit 1.550 CZK to you. (E)

OBU unit is dirty. Please clean it, otherwise it is not possible to return a deposit of 1.550 CZK to you. (F)

This is post-pay OBU unit (for payment on invoice), you can return it only at a Contact point. (G)

The nearest contact point is

and is open only during workdays from 8:00 am - 4:00 pm (H)

3. REPLACING OF OBU (nonfunctioning for functioning)

Prepare the following:

- **vehicle registration certificate (small certificate of road worthiness)**
- **OBU unit, which you would like to return**
 - OBU unit has to be clean and intact, otherwise the deposit will forfeit.
 - the deposit of 1 550 CZK will be irreversibly forfeited for the OBU unit, which is damaged, dirty, written on, broken off, scratched or otherwise depreciated (damaged bar code)
- **money or a payment card or fuel card**
 - you will pay the toll owed for the toll sections, which you have driven through with a nonfunctioning unit (see point 5 — the condition is that at the farthest you are at the second distribution point from the point where the OBU unit stopped functioning)
 - if the prepaid OBU unit is damaged or dirty, you must pay a new deposit for a new unit.

You will receive:

- **document about returning of the nonfunctioning OBU unit**
 - store it
- **In case of retuning damaged or dirty OBU unit the deposit was not returned**
 - **document about the forfeiture of the deposit**
 - **document about the payment of the new deposit**
 - it is printed only for PRE-PAY
 - store it
- **the new OBU unit**
- **document about the vehicle record**

CLAIM

The deposit for damaged or dirty unit will forfeit. If you disagree, you can submit reclamation. Ask the personnel for reclamation form. Please fill this form, sign it and attach the deposit forfeiture certificate. Personnel will write this reclamation in the system and print you confirmation note.

3. REPLACING OF OBU (nonfunctioning for functioning)

Questions / requirements:

(**A**) The OBU unit is nonfunctioning and I need to replace it.

(**B**) Please, give me the reclamation form, I do not agree with the forfeiture of the deposit

Are all your toll sections paid up? (**A**)

OBU unit is clean and undamaged, I will change it for free, you will not lose your deposit and you will not receive the forfeiture of the deposit receipt. (**B**)

OBU unit is damaged, it is not possible to return a deposit 1.550 CZK to you. (**C**)

OBU unit is dirty. Please clean it, otherwise it is not possible to return a deposit od 1.550 CZK to you. (**D**)

If you do not agree with the forfeiture of the deposit, you can make a complaint, fill out a reclamation form. (**E**)

OBU unit is damaged or dirty, you must pay a new deposit for a new unit. (**F**)

4. ISSUING OF PREREGISTERED OBU (to the negotiated contract POST-PAY)

RETURN THE PRESENT PRE-PAY

If until now you are using the OBU unit charging (PRE-PAY), you must first return it according to point 2. RETURNING OF OBU

Prepare the following:

- **vehicle account number, under which it is registered in the contract POST-PAY**
 - you have the account number from your transportation company
 - you can also receive it from the customer line 800 6986 29, after verifying your identity and the identity of your transportation company and the vehicle license plate
 - **before the operator gives you the POST-PAY unit, verify at the customer line whether the POST-PAY account of your vehicle is not suspended or blocked**
- **vehicle registration certificate (small certificate of worthiness)**
 - if you do not have the vehicle's road worthiness certificate (the vehicle is elsewhere), you must present information, under which the vehicle is recorded in the system (passport, citizenship certificate or a verified statement from the transportation company's Trade Register)
 - the operator must not issue the unit to you if you do not present any of the stated documents, in order for it to be clear that the OBU unit is registered for you

You will receive:

- **the OBU unit**
 - for the issued OBU unit POST-PAY you DO NOT PAY at the spot a deposit of 1 550 CZK nor do you charge it up with credit
- **document about the vehicle record**

CHECK THE CORRECTNESS OF THE INFORMATION

- if the information is not correct, contact your transportation company or the customer line, the operator cannot repair or change the information

4. ISSUING OF PREREGISTERED OBU (to the negotiated contract POST-PAY)

Questions / requirements:

- (A) We have a POST-PAY contract negotiated for paying upon invoice.
- (B) Please give me a preregistered OBU unit POST-PAY.
- (C) I would like to first return this here my OBU unit PRE-PAY
(see point 2.)

I need to know the vehicle license plate and vehicle account number according to your POST-PAY contract. (A)

Vehicle account number can be secured from your transportation company or at the customer line. (B)

Your vehicle is not registered in the system, I cannot issue to you the OBU unit POST-PAY, please turn to your transportation company. (C)

5. PAYING OFF THE DUE TOLL

If the toll for the toll section, you just have driven through, has not been properly paid:

- the transaction did not go through (you do not have a OBU or the OBU did not beep or beeped 4x)
- a LOWER amount of axles was set on the unit compared to the actual amount
- you used a strange OBU or a unit with an incorrectly stated license plate etc.

as a **driver you are obligated to drive to the nearest distribution point**, at the most the second from the occurrence of the non payment (in both driving directions), and to pay up the toll and possibly to replace the defective OBU unit.

The distribution points take care of the paying up of the toll **only for the toll sections that were just driven through**.

If the subsequent payment of the toll was not performed immediately - according to the stated conditions - please visit the nearest Contact point during working hours, where it is possible to perform the payment of the unpaid toll of unlimited length and also of older period.

Exceptionally, and following an agreement with the operator, you can pay up the toll owed in a greater extent at certain DP, which are located at the border crossings.

Prepare the following:

- **OBU unit, for which you would like to perform the paying up**
 - if you do not own the OBU unit anymore, then turn to the Contact point
- **designation of the section, where the unit stopped functioning or was incorrectly set up**
- **the time of the driving through the stated section**
- **money or a payment card or fuel card**
 - the operator will tell you the amount that needs to be paid up
 - it is not possible to pay the supplementary payment by an invoice
 - check the sections, the time and the amount to be paid up according to the printed out list: it is not possible to cancel the payment after it has been made

You will receive:

- **a printout of the toll transactions, which the system is presenting to be paid up according to your designation of the place and time of the incident**
 - check the sections, the time and the amount to be paid up before paying
 - mark the sections and times which you would like to pay up or which you would like to correct
- **your OBU unit back**
- **document about the payment of the supplementary toll (store it)**

5. PAYING OFF THE DUE TOLL

Questions / requirements:

(A) I would like to pay up the toll.

(B) The unit did not beep while driving under the gate.

(C) I had the actual number of axles incorrectly set up.

I need to know the path of the road, place and time when the nonpayment occurred. (A)

You can find out the information about the time of driving through the section when the unit did not function or when it was incorrectly set up at the free customer line. (B)

This supplementary payment is of an older date or a higher extent than I can perform. You have to pay up the toll at the Contact point. (C)

Should I find for you the address to nearest Contact point? (D)

Your unit is not functional, I will replace it with a new one. (E)

6. STATEMENT OF LAST 20 TRANSACTIONS

Prepare the following:

- **OBU unit, for which you would like to receive a printout**
 - the OBU unit must be functioning
 - the records about transactions are not transferred from the original unit to the new one during the replacement of the OBU unit

You will receive:

- **statement of the last 20 transactions**
- **your OBU unit back**

Questions / requirements:

(A) Statement of 20 transactions from this unit.

I need the OBU unit, from which you would like a printout of the transactions.
(A)

7. STATEMENT OF TOLL PAID for the preceding concluded calendar month

Prepare the following:

- **license plate of the vehicle for which you are requesting the statement**
 - the vehicle must be registered in the system (its account must be active)

You will receive:

- **the statement of the toll for the preceding concluded calendar month**
 - the statement of the prescribed toll for an older or a longer time period is issued by Contact points (list is at the end)

Questions / requirements:

(A) Please print me out a statement of the toll, which was prescribed for my vehicle last month.

I need the license plate of the vehicle for which you want the toll statement.
(A)

8. SUBSTITUTION OF OBU (lost or stolen)

Prepare the following:

- **vehicle account number, under which it is registered in the toll system**
 - you have the account number from your transportation company or
 - you can acquire it at the customer line 800 6986 29, where they will verify your identity and the identity of your transportation company and the license plate
 - information regarding whether the unit was LOST or STOLEN
- **vehicle license plate**
- **vehicle registration certificate (small certificate of worthiness)**
 - if you do not have the vehicle's road worthiness certificate (the vehicle is elsewhere), you must present information, under which the vehicle is recorded in the system (passport, citizenship certificate or a verified statement from the transportation company's Trade Register)
 - the operator must not issue the unit to you if you do not present any of the stated documents, in order for it to be clear that the lost OBU was yours
- **money or a payment card or fuel card (while substituting PRE- PAY)**
 - returnable deposit of 1 550 CZK
 - for the substitution of the OBU unit POST-PAY you DO NOT PAY a deposit at the spot, it will be charged in the next invoice

You will receive:

- **the new OBU unit**
- **document about the vehicle record**
- **document about the forfeiture of the deposit**
- **document about the payment of the deposit**
 - it is printed only for PRE-PAY, store it

Questions / requirements:

(A) Please issue me a substitute OBU unit.

(B) I have lost the original one. The original one was stolen from me, the original one was destroyed.

I need the vehicle license plate and the registration certificate. (A)

This vehicle is not in the system, please turn to your company. (B)

The reason for the substitution of the OBU unit is loss or theft? (C)

9. CHARGING THE OBU (chargeable — PRE-PAY)

Prepare the following:

- **OBU unit, which you would like to charge up**
- **money or a payment card or fuel card**
 - credit (prepaid toll) can only be paid in CZK
 - in cash (min. 500 CZK, total on OBU can be max. 5 000 CZK)
 - with card (min. 500 CZK, total on OBU can be max. 15 000 CZK)

You will receive:

- **the OBU unit back**
- **document about prepaying the toll (recharging of credit)**

Questions / requirements:

(A) I want to recharge the credit on this OBU unit PRE-PAY (chargeable).

Please give me the OBU unit, which is to be charged up. (A)

This is a POST-PAY unit, which does not get charged up, it is paid upon invoice. (B)

Will you be paying in cash? (C)

Will you be paying with card? (D)

You can pay in cash only with Czech crowns. (E)

It is not possible to use this card for the payment of toll. (F)

10. HANDING OVER A FOUND OBU

Prepare the following:

- **the OBU unit, which was found**
- **vehicle registration certificate (small certificate of road worthiness)**
 - if you do not have the vehicle's road worthiness certificate (the vehicle is elsewhere, it is sold or canceled), you must present information, under which the vehicle is recorded in the system (passport, citizenship certificate or a verified statement from the transportation company's Trade Register)
 - the operator must not return to you the deposit, if you do not present any one of the stated documents, in order for it to be clear that the found OBU unit was yours - deposit will be irreversibly forfeited

If you are the holder of a found OBU unit, but meanwhile

- another OBU unit was issued for the same vehicle account or
- the vehicle account has been closed

it is not possible to return it Distribution or Contact point.

Please ask for a claim form from the operator, fill it out, sign it (!), include the OBU unit and send it by mail to the address:

MYTO CZ,
P.O.Box 33,
130 11 Praha 3

(it is not possible to send it by parcel services).

If the found OBU unit is still registered to the same account, decide if you want to further use it after the renewal of the record or return it (see 2 – RETURN THE OBU).

Questions / requirements:

(A) I want to return the found OBU unit.

I need the vehicle registration certificate for the verification that you are the holder of the found OBU unit. (A)

If you are not the holder of the found OBU unit, we thank you for delivering it. (B)